

Banks

NUMBER OF BANKS PER COUNTRY OF ORIGIN

Source: CSSF

EUROPE

93

- 24 GERMANY
- 16 FRANCE
- 10 ITALY
- 7 UK
- 7 SWEDEN
- 5 LUXEMBOURG
- 4 BELGIUM
- 3 NETHERLANDS
- 3 SPAIN
- 2 ANDORRA
- 2 PORTUGAL
- 2 NORWAY
- 2 LATVIA
- 2 IRELAND
- 1 DENMARK
- 1 LIECHTENSTEIN
- 1 GREECE
- 1 CYPRUS

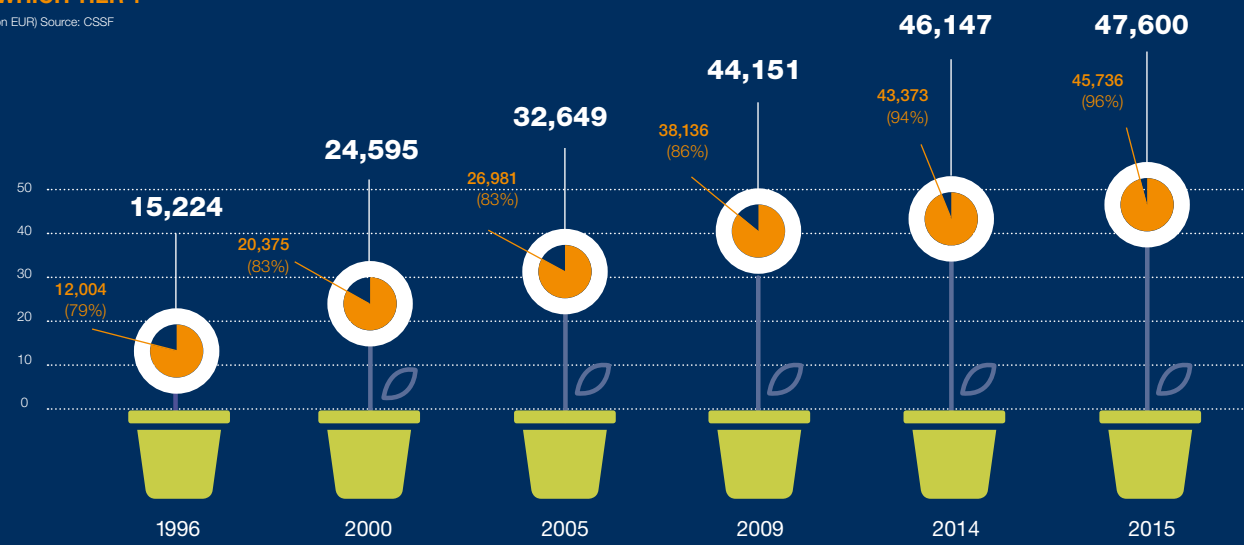


WORLD

- 49
- 11 SWITZERLAND
- 11 CHINA
- 6 JAPAN
- 6 USA
- 6 BRAZIL
- 3 QATAR
- 2 CANADA
- 2 ISRAEL
- 2 RUSSIA
- 1 TURKEY

TOTAL OWN FUNDS OF WHICH TIER 1

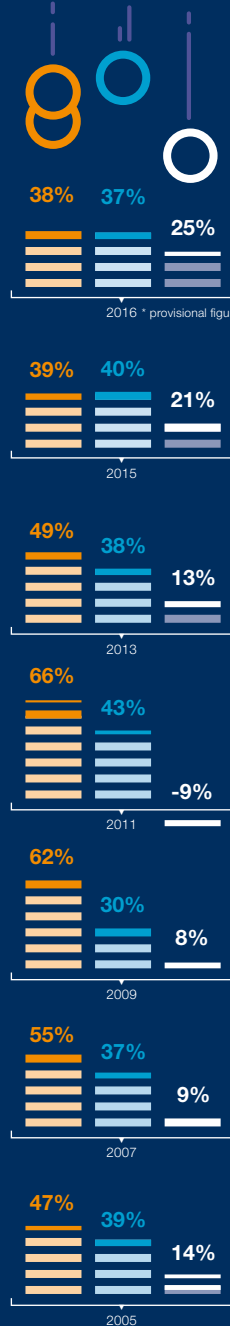
(in million EUR) Source: CSSF



SOURCES OF BANKING INCOME

Source: CSSF
Figures may not add up due to rounding

INTEREST-RATE MARGIN
COMMISSIONS INCOME
OTHER NET INCOME



Private Banking

GEOGRAPHIC ORIGIN OF CLIENT ASSETS (in %)

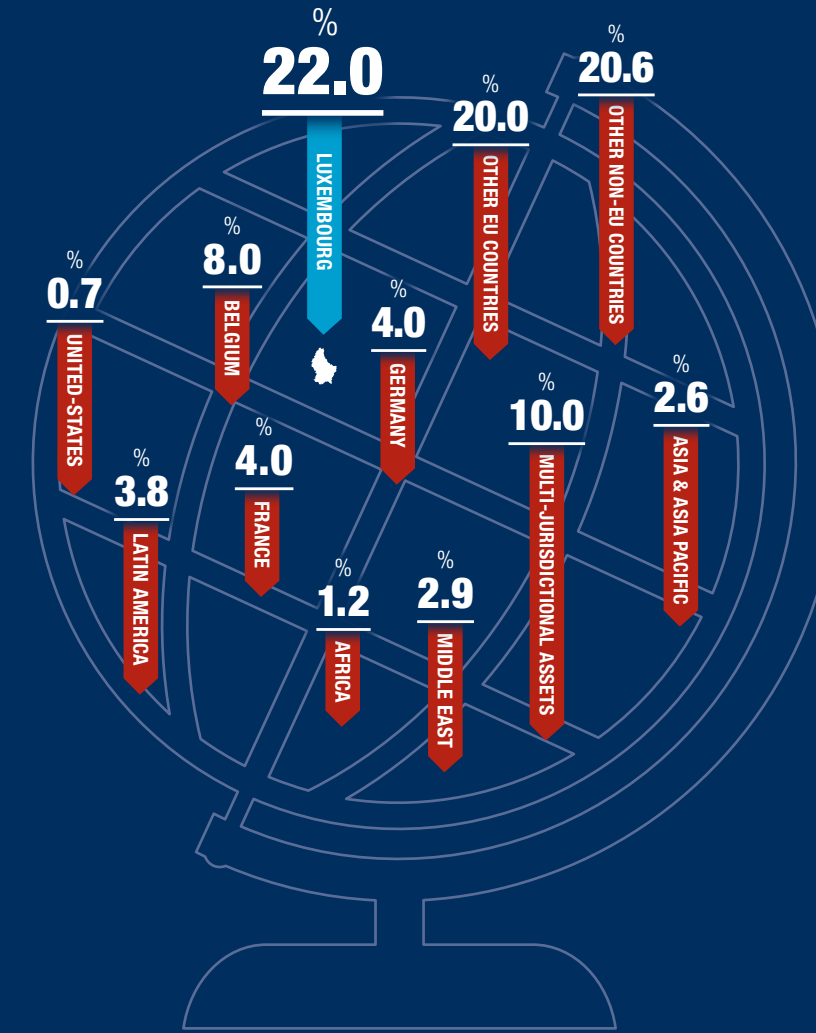
Source: PB survey 2016 - CSSF-PBGL
Figures may not add up due to rounding

350 BILLION EUR
ASSETS UNDER MANAGEMENT
Source: PB survey 2016 - CSSF-PBGL

1.66 BILLION EUR
REVENUES
Source: PB survey 2016 - CSSF-PBGL

6,605
DIRECTLY EMPLOYED
Source: PB survey 2016 - CSSF-PBGL

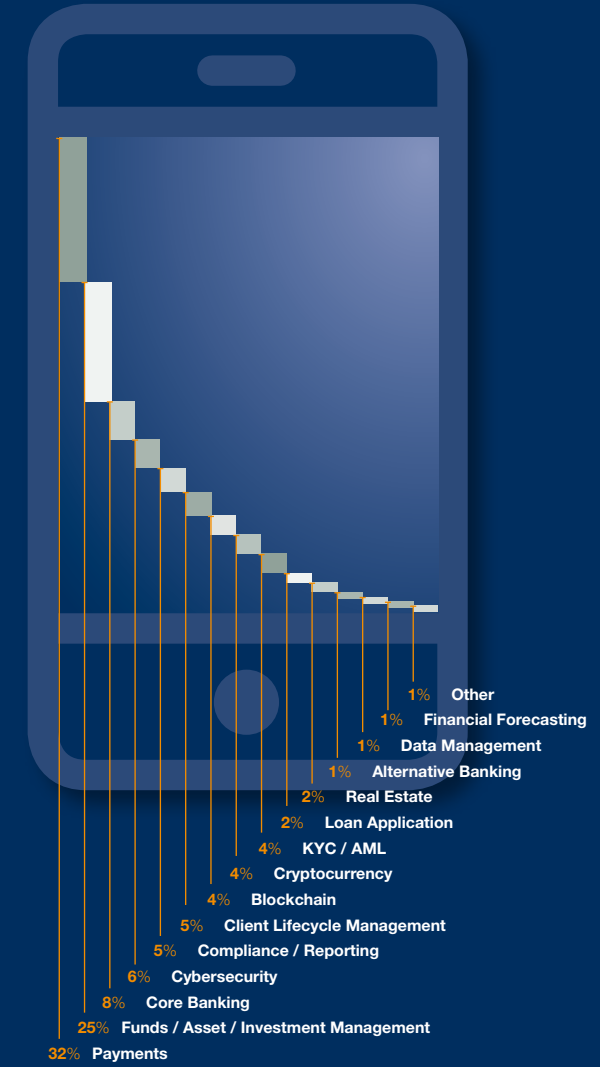
1,544
CLIENT FACING STAFF
Source: PB survey 2016 - CSSF-PBGL



Digital Banking & FinTech

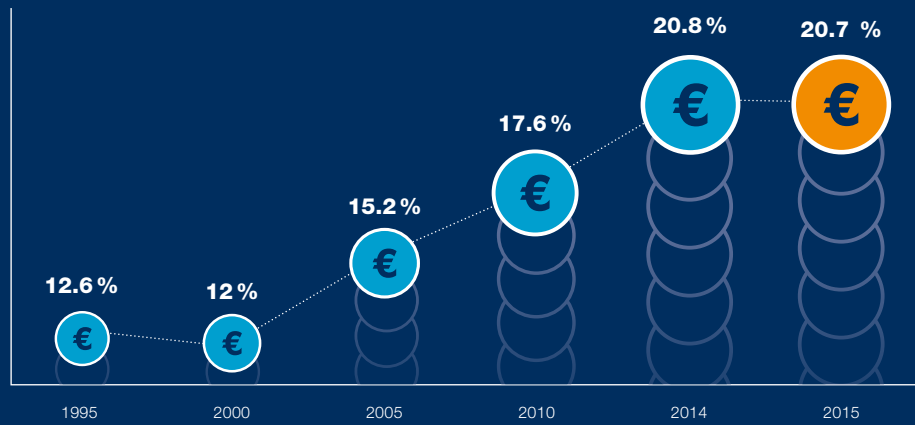
MARKET STRUCTURE (in %)

Source: ABBL internal records
Figures may not add up due to rounding



EVOLUTION OF SOLVENCY RATIO (in %)


Source: CSSF



Note: Given the methodological changes to the determination of capital and capital requirements and, to a lesser extent, the changes regarding the eligibility of capital items, the total capital ratio of 20.7% cannot be directly compared to the total capital ratio of 17.6% as at 31 December 2010. Nevertheless, it still bears witness to the high level of capitalisation of the banks in the financial centre. The impact of the Basel III Accord on Luxembourg banks also highlights the orientation of the Luxembourg banks toward high-quality capital instruments, as well as the orientation of the activities that protect them from any non-anticipated negative regulatory impact.


EVOLUTION OF BANKS' BALANCE SHEET TOTAL

Source: BCL



LOANS (in million EUR)

Source: BCL (End of year figures)



DEPOSITS (in million EUR)

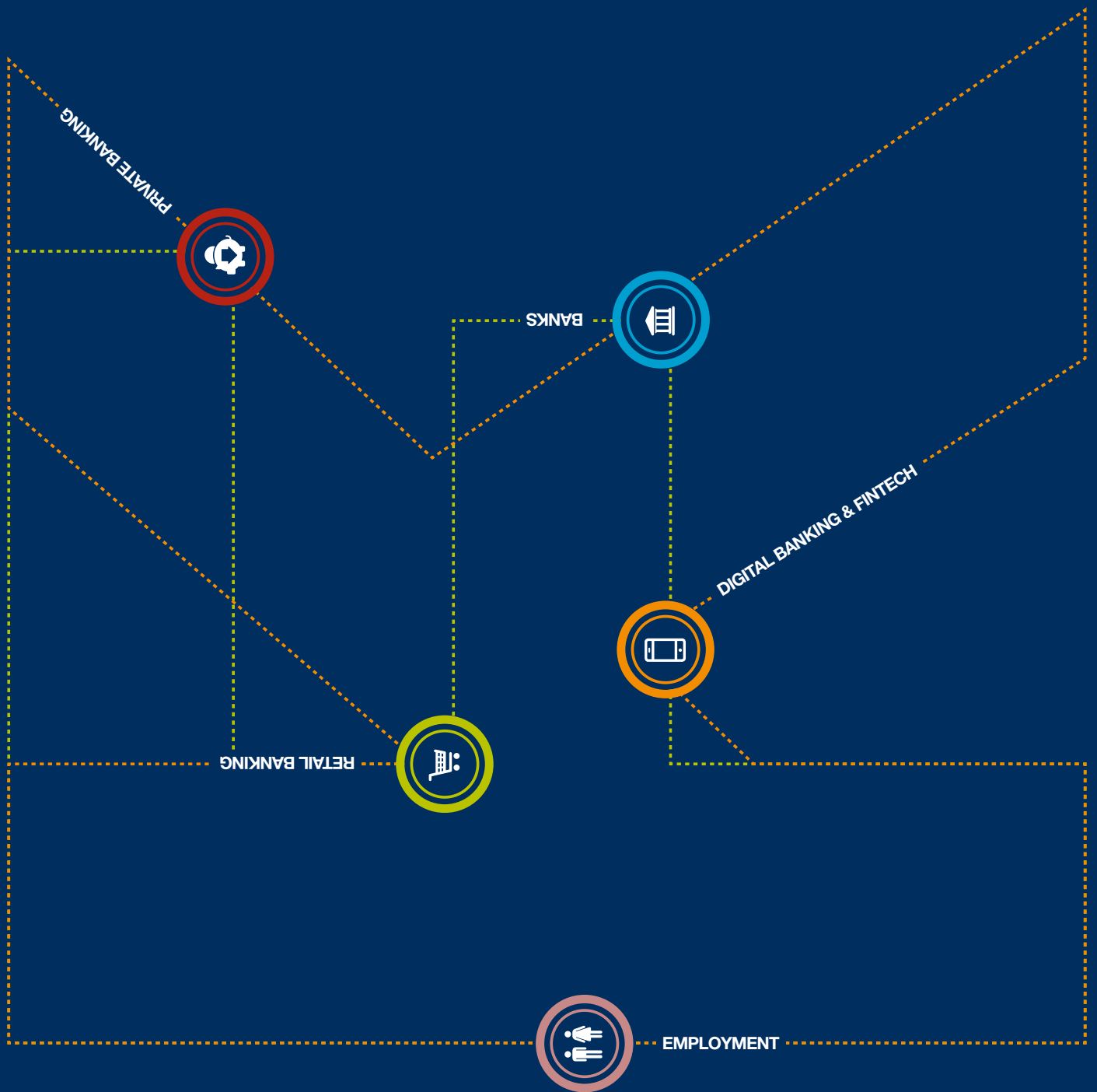
Source: BCL (End of year figures)





Our service offer in a nutshell

- We represent our members' interests at the highest levels in Luxembourg, the EU and beyond
- We assist our members in implementing rules, regulations and standards
- We keep our members up-to-date on the latest legal and regulatory developments as well as new technologies impacting their business
- We help our members in all social and labour law matters
- We provide our members with a platform to exchange views and best practices with their peers
- We actively help to promote the Luxembourg financial centre
- We develop education programs offered via the House of Training



FIND OUT MORE ABOUT
THE KEY FIGURES OF THE
LUXEMBOURG FINANCIAL CENTRE

Key Figures

